

This article was downloaded by:

On: 25 January 2011

Access details: *Access Details: Free Access*

Publisher *Taylor & Francis*

Informa Ltd Registered in England and Wales Registered Number: 1072954 Registered office: Mortimer House, 37-41 Mortimer Street, London W1T 3JH, UK



## Journal of Macromolecular Science, Part A

Publication details, including instructions for authors and subscription information:

<http://www.informaworld.com/smpp/title~content=t713597274>

### **Incorporation of Metal Related Materials into Electrically Neutral Polymers**

A. K. St. Clair<sup>a</sup>; L. T. Taylor<sup>b</sup>

<sup>a</sup> NASA Langley Research Center, Hampton, VA <sup>b</sup> Department of Chemistry, Virginia Polytechnic Institute and State University, Blacksburg, VA

**To cite this Article** Clair, A. K. St. and Taylor, L. T.(1981) 'Incorporation of Metal Related Materials into Electrically Neutral Polymers', Journal of Macromolecular Science, Part A, 16: 1, 95 — 137

**To link to this Article:** DOI: 10.1080/00222338108082044

**URL:** <http://dx.doi.org/10.1080/00222338108082044>

PLEASE SCROLL DOWN FOR ARTICLE

Full terms and conditions of use: <http://www.informaworld.com/terms-and-conditions-of-access.pdf>

This article may be used for research, teaching and private study purposes. Any substantial or systematic reproduction, re-distribution, re-selling, loan or sub-licensing, systematic supply or distribution in any form to anyone is expressly forbidden.

The publisher does not give any warranty express or implied or make any representation that the contents will be complete or accurate or up to date. The accuracy of any instructions, formulae and drug doses should be independently verified with primary sources. The publisher shall not be liable for any loss, actions, claims, proceedings, demand or costs or damages whatsoever or howsoever caused arising directly or indirectly in connection with or arising out of the use of this material.

## **Incorporation of Metal Related Materials into Electrically Neutral Polymers**

A. K. St. Clair  
NASA Langley Research Center  
Hampton, VA 23665

L. T. Taylor\*  
Department of Chemistry  
Virginia Polytechnic Institute  
and State University  
Blacksburg, VA 24061

### **ABSTRACT**

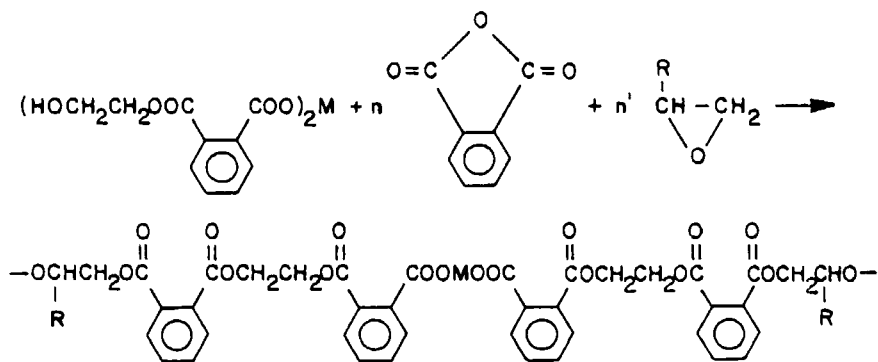
Metal containing polymers are numerous and highly diverse. Such systems include ionomers, polymer-bound coordinating ligands, organometallic polymers wherein the metal may be a part of the polymer "backbone", metal-polymer composites and metal incorporated neutral polymers. The latter system, which is reviewed herein, is normally concerned with the modification of polymer properties which may range from electrical conductivity to polymer flammability. Metallic additives may be a metal atom vapor, organometallic compounds, coordination complexes and simple hydrated or anhydrous salts. Representative polymer systems include polyamides, polyimides, polyalcohols, polyesters, polyacetylene, polyethylene and polysiloxane. Each metal is almost a case unto itself regarding a specific polymer property (i.e. different metals produced different properties). The chemical state of the metal and the ligand environment of the metallic species are extremely important concerning polymer and metal compatibility. The literature cited, while not exhaustive, is representative of this rapidly expanding area of polymer research.

### **SCOPE**

The incorporation of metallic species into polymers is an extremely active area of research. As evidence for this ob-

servation, a search of Chemical Abstracts during the period 1977-1979 revealed over a thousand references to polymers containing metals. Obviously this review cannot attempt to deal with the entire area of polymer-metal systems. It, however, will prove useful to outline the various research areas which we perceive to compose the general field of metal-containing polymers.

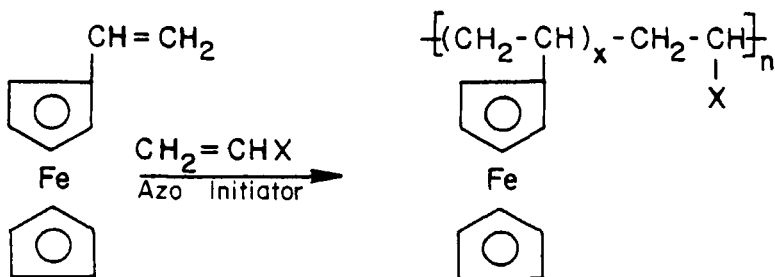
These studies may be roughly subdivided into five categories. One group would be represented by polymers that have an ionic group covalently attached which, in most cases, is neutralized by a metallic counterion.<sup>1</sup> Incorporation of the metal ion may occur after formation of the ionic polymer as in the binding of copper(II) to poly(methacrylic acid)<sup>2</sup> or a metal salt monomer may be employed for conducting the polymerization. The latter situation is best illustrated by the use of magnesium or calcium salts of mono(hydroxyethyl)phthalate as an ionic monomer<sup>3</sup> in the production of metal-containing polyesters via reaction with various anhydrides and bisepoxides. The reaction scheme I is outlined below where the divalent metal cross-links the adjacent



Scheme I

carboxyl groups. The field of ionomers has reached an advanced level of maturity; yet, it continues to develop at a rather fast rate.

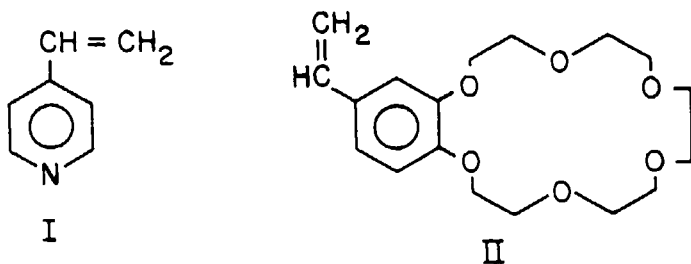
A second very large area of metal-polymer studies is represented by those polymers which have organically bonded (i.e. through carbon) metals. These metals are generally part of the monomer and appear in the polymer "backbone". In the truest sense of the word these would be organometallic polymers. Several groups<sup>4-6</sup> have been quite active in this area during the past decade. Common commercial monomers would include vinyl-ferrocene, ferrocenylmethacrylate and tricarbonylbenzyl-acrylate chromium. Reaction scheme II outlines a typical organometallic polymer. For a much more expanded discussion of this field the reader is referred to several other chapters of this monograph.



SCHEME II

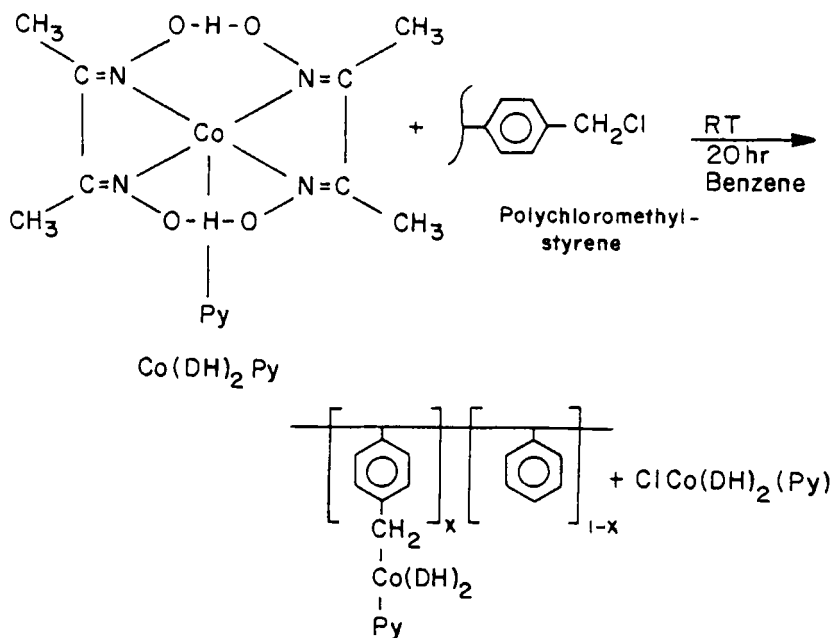
A somewhat related group of polymers which would constitute a third area of metal-polymer systems is represented by neutral chelate resins or neutral polymer ligands. This field has received much attention due to the wide variety of uses for such polymer complexes. Applications include (1) sequestering of metal ions<sup>7,8</sup> in general or sequestering of one of several

specific metals, (2) models for enzymic and other biological reactions such as the decomposition of hydrogen peroxide<sup>9</sup> and (3) homogeneous catalytic reactions whereby the precious-metal catalyst is "heterogenized" by being anchored to a polymer.<sup>10</sup> This class of polymer normally is synthesized by taking strong coordinating ligand monomers such as 4-vinylpyridine<sup>11</sup> and 4'-vinylbenzo-18-crown-6<sup>12</sup> (Structures I and II) or utilizing a more classical polymer system which has been chemically modified

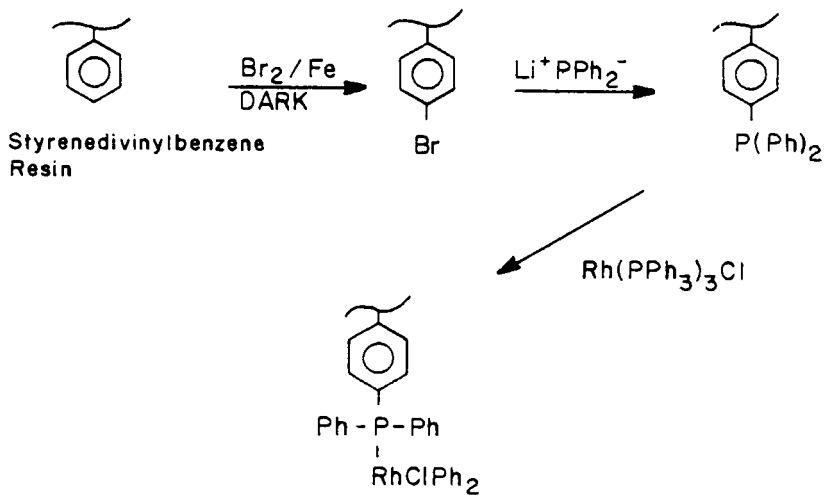


by appending known ligands to the polymer matrix. Reaction schemes III and IV are known examples of the latter approach.<sup>13,14</sup> Studies such as mentioned above have focused on the extent of metal binding to the polymer (i.e. stability constants) or the reactivity of the metal bound polymer. Many fine reviews already exist on this topic.<sup>15</sup>

Other less explored polymer-metal areas include polymer film laminates and metal-filled polymers. The former<sup>16</sup> would be represented by the vapor deposition of metals onto polyester films for the purpose of producing electroconductive films. The laminate includes the polymer substrate and a metal layer bonded to the substrate by a polymeric coupler. No doubt some metal ion could be incorporated into the polymer. The use of "so-called" inorganic fillers with preformed polymers has received some attention. Adhesive studies with polyimides have been



SCHEME III



SCHEME IV

conducted wherein the resin contained 5-40% metal or metal oxide filler. Enhanced adhesive properties with titanium adherands have been noted with aluminum powder in this regard.<sup>17</sup> Another study has examined the mechanical properties of polyurethane rubber filled with various fractions (0-50%, v/v) of sodium chloride.<sup>18</sup>

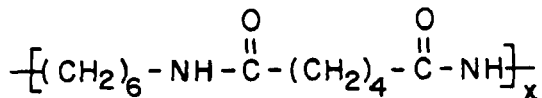
The final area of metal-polymer systems would consist of neutral polymers to which have been added dissolved metal salts, metal complexes, organometallic compounds and metals. This area has probably received the least study and constitutes the focus of this review. While this division of metal-polymer studies may seem quite arbitrary, we believe it is readily identifiable, rapidly expanding and (as this review hopefully will attest) highly fascinating. The uniqueness of this area of metal-containing polymers rests on two observations: (1) the polymer systems employed are electrically neutral and have no readily ionizable groups; and (2) investigations are normally concerned with adding metals for the purpose of modifying polymer properties such as increasing the glass transition temperature ( $T_g$ ), decreasing the melt temperature ( $T_m$ ), enhancing adhesive properties, or increasing the electrical conductivity. Numerous reports have appeared which describe the incorporation of "non-metal" species such as oxygen<sup>19</sup>, iodine<sup>20</sup>, arsenic pentafluoride<sup>21</sup>, and tetracyanoquinodimethane salts<sup>22</sup> to modify electrical properties of polymers. However, this review shall deal exclusively with "metal" related dopants. As will become evident, a number of polymer properties have been measured for a large variety of neutral polymers containing metal dopants. The discussion which follows has been arranged into categories of neutral polymers.

## REVIEW

### Polyamides

Polyamides constitute one of the most common polymer systems to which have been added a large variety of metal salts. Poly-

(caproamide), Structure III, has received considerable study in several Italian Laboratories. A decade ago it was observed that



### III

aqueous solutions of inorganic salts altered the crystalline structure of biological macromolecules. Subsequently, the effect of added KCl, LiCl, LiBr and CaCl<sub>2</sub> on the melting behavior of Nylon 6 as determined by differential scanning calorimetry was reported. Small amounts of these salts in the complete absence of water caused a melting temperature depression in excess of the theoretically predicted temperature depression.<sup>23</sup> Intimate mixing of the polymer and dopant at approximately 260°C was crucial in order to obtain large temperature depressions. The extent of depression depended on the type of metal salt. Potassium chloride (a salting-out agent) showed no effect; while, the depression noted with LiCl (a salting-in agent) increased with increasing concentration. Available data at the time suggested a strong direct interaction between Nylon 6 and salting-in agent in the absence of water. A serious problem arises in this approach in that thermal polymer degradative effects occur during metal ion incorporation. Nevertheless, the authors believe the investigation has certain implications for the processing of high melting polymers.

The search for further proof regarding the occurrence of a direct interaction between salt and Nylon 6 was detailed several years later.<sup>24</sup> The  $T_m$  of Nylon 6 was decreased upon the addition of metal salts in the order KCl < LiCl < LiBr in the composition range 0-12%, w/w. X-ray analysis indicated that LiCl and LiBr tend to favor the crystallization of the  $\gamma$  form of Nylon 6 over the more common  $\alpha$  form. The crystallization rate of Nylon 6 is drastically lowered by LiCl and LiBr; and the melt viscosity



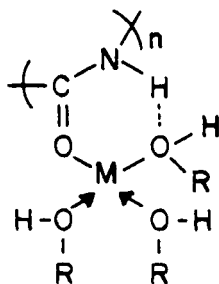
at 250°C is considerably increased in the presence of LiCl. The nature of the salt polymer interaction was postulated to be between the amide group of the amorphous polymer and the salt. Several questions exist in this study regarding which part of the amide unit (i.e. nitrogen or oxygen) is involved. Also, it has yet to be decided whether the lithium ion alone or the ion pair interacts with the polymer.

Stabilized Nylon 6 has been substituted<sup>25</sup> in this work in an effort to minimize thermal degradation. Depression of the  $T_m$  was comparable to data obtained on unstabilized Nylon 6. Added lithium salts, however, had no effect on polymer morphology, but there was a reduction in the rate of crystallization. Further investigation<sup>26</sup> surprisingly revealed the  $T_g$  ( $\sim 50^\circ$ ) remained unaffected by salt additions or concentration. All three salts caused an increase in melt viscosity. The increase with KCl was believed to be due to its insolubility in Nylon 6 in which the KCl acts as an inert filler. Lithium bromide resulted in higher viscosities than LiCl.

The  $T_g$  independence of added salt to poly(caproamide) has more recently been shown<sup>27</sup> to be incorrect because the effect of water absorption. When strict precautions to exclude moisture are taken, the addition of 4% LiCl has been shown to raise the  $T_g$  by 25°C.  $T_g$ 's of salted and unsalted Nylon 6 are lowered in the presence of moisture. The amount of moisture absorbed at equilibrium by Nylon 6 doped with 4% LiCl is double. The beneficial effect in  $T_g$  is lost when samples equilibrate with moisture. It was also observed that the elastic modulus of oriented samples increases with added salt provided all moisture is absent. Severe restrictions are thus placed on the practical use of this system.

A somewhat earlier study was conducted with various nylons regarding the effect of metal salts on the stress cracking of polyamides.<sup>28</sup> Halides were found to be most effective; while, acetates and sulfates did not promote cracking. Later work

revealed that thiocyanates and nitrates<sup>29</sup> were suitable substitutes. The preparation of specimens for stress cracking was performed in several ways. These were (1) treatment of the stretched film with a concentrated solution of metal salts, (2) immersion of polymer films in solutions of the active salts or (3) cast film of the nylon-metal salt mixture. The mechanism of rupture does not appear to be one of simple hydrolysis or of metal catalyzed hydrolysis. Metal halides which were found to be active stress cracking agents induce characteristic changes in the IR and NMR spectra of nylons. Two types of changes were observed<sup>30</sup> depending on the metal halide involved which were attributed to complex formation between the metal and amide group. Type I metal halides such as Zn(II), Co(II), Cu(II), and Mn(II) form complexes in which the metal atom is bonded to the carbonyl oxygen (Structure IV). These agents are believed to

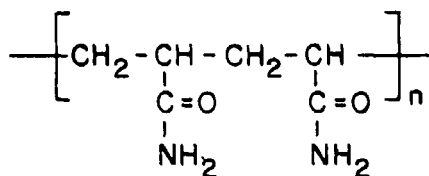


#### IV

cause stress cracking by interference with the hydrogen bonding in the polyamide. Type II halides such as Li(I), Ca(II) and Mg(II) are believed to form proton donating, solvated, species which act as direct solvents for nylon in a manner similar to phenols and formic acid. In other words, Type II halides cause simple solvent cracking. Additional work in this area is not available.

### Polyacrylamides

Polyacrylamides (PAA) (Structure V) are another group of polymers which has received significant study. Tough films of PAA with less than 50% (w/w)  $\text{CuCl}_2$  have been produced from aqueous solution.<sup>31</sup> The Cu(II) doped PAA was not conductive (surface resistivity =  $10^9$  ohms). The PAA-Cu(II) film when combined with iodine, however, exhibited good conductivity (surface resistivity  $\sim 10^3$  ohms). The iodine treated film was prepared first by mixing

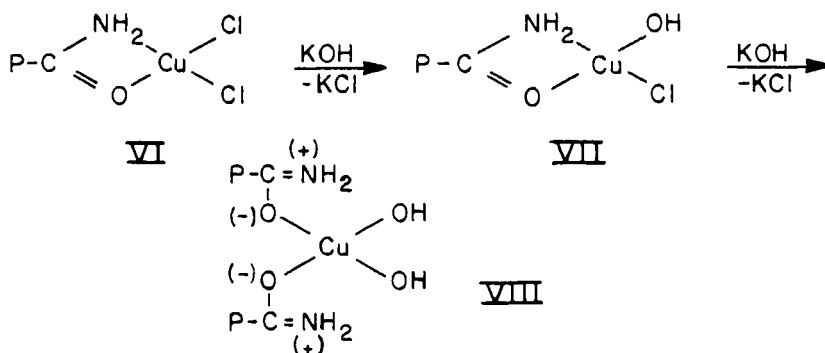


V

aqueous solutions of PAA and  $\text{CuCl}_2$ , casting a film of the resulting viscous solution, drying at  $100^\circ\text{C}$  followed by dipping the film in an iodine-acetone solution and drying further at  $100^\circ\text{C}$  to remove solvent and excess solvent. Optimum surface conductivity was achieved for 20-40% (w/w)  $\text{CuCl}_2$  and more than 1% of iodine. Higher concentrations of Cu(II) ruined the film flexibility and other properties. Although the highest conductivity was obtained with  $\text{CuCl}_2$ , similar results were produced using  $\text{Cu}(\text{NO}_3)_2$ ,  $\text{CuSO}_4$ , and  $\text{Cu}(\text{C}_2\text{H}_3\text{O}_2)_2$ . Films prepared under both non-oxygenated and oxygenated conditions exhibited the same surface conductivities.

Treatment of the PAA-Cu(II)- $\text{I}_2$  polymer with KOH significantly increased the electrical conductivity<sup>32</sup> of films, and a maximum conductivity was achieved using an equimolar amount of hydroxide to the Cu(II) salt. No conduction was observed when the chelate solution was treated with twice the equimolar amount of hydroxide. The authors claim that the conductivity of the PAA-Cu(II) film modified with iodine was dependent on the structures of the

chelate in solution. Structures VI and VII were believed to be particularly effective; while, Structure VIII was thought not to participate in the conduction. A very limited ESR study of these films has been performed<sup>33</sup> in an effort to ascertain the specific



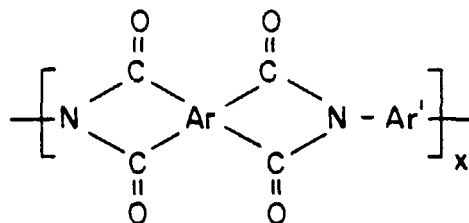
PAA-Cu(II) interaction. A mononuclear Cu(II) coordinated with two water molecules and chelated with two oxygen or nitrogen atoms attached to the polymer has been suggested. Optical and scanning electron microscopy have been performed<sup>34</sup> on films of PAA-Cu(II)-I<sub>2</sub> in hopes of discovering the reason why semi-conductive behavior is produced after treatment with I<sub>2</sub>. Highly coagulated states of PAA-Cu(II)-I<sub>2</sub> appear to favor the higher surface conductivity. SEM shows a new reaction product after treatment with I<sub>2</sub>. Iodine is believed to attack those parts of the polymer which are rich in Cu(II). Optical absorption spectra proved the existence of  $\gamma$ -CuI on the film surface which is believed to be responsible for the enhanced conductivity.

Although our discussion is focused along polymer types, it seems appropriate to mention here a very closely related effort<sup>33-35</sup> to the PAA work involving poly(vinylalcohol) (PVA). A PVA-Cu(II) film had surface resistivity of 10<sup>13</sup> ohm, but after dipping the film in iodine/acetone and drying at 80°C surface resistivity decreased to 10<sup>3</sup> ohm. For comparison PVA-I<sub>2</sub>

with no Cu(II) yielded  $10^9$  ohm indicating the need for Cu(II). Satisfactory results were given by more than 15% (w/w) of copper(II) salt and about 4% (w/w) of iodine. Again KOH was observed to be effective with the maximum conductivity being reached at a 1:1 mole ratio. Several structures of PVA-Cu(II) have been postulated such as deprotonated,  $[\text{Cu}(\text{RO}_2)_2]^{-2}$  and  $[\text{Cu}(\text{RO}_2)\text{R}(\text{OH})_2]^0$ , and non-ionized species where  $\text{R}(\text{OH})_2 = \text{PVA}$ . No mention of  $\gamma\text{-CuI}$  was made. Absorption spectra of the PVA-Cu(II)- $\text{I}_2$  after washing the film to remove adsorbed  $\text{I}_2$  revealed the presence of  $\text{I}_3^-$  and multilayer iodine. This observation suggested that iodine in the chelate film participated in the conduction in forms of  $\text{I}_3^-$  and/or multilayer iodine. Other metal salts capable of forming chelates with PVA such as Fe(III), Zn(II), Sn(IV) and Cr(II) salts did not give favorable results, the resistivities being greater than  $10^9$  ohm.

### Polyimides

Approximately twenty years ago Angelo<sup>36</sup> patented the synthetic procedure for the addition of metal ions to numerous types of polyimides (Structure IX depicts an aromatic-type polyimide) along with the results of selected physical measurements on these mixtures. The object of the invention was a process for forming particle-containing ( $< 1\mu$ ) transparent polyimide shaped structures. Unlike the work discussed previously all of the metals were added in the form of coordination complexes (e.g.  $\beta$ -diketone and  $\beta$ -ketoester chelates) rather than as simple anhydrous or hydrated

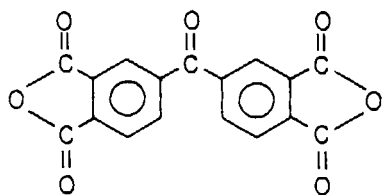
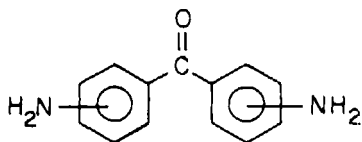


**IX**

salts. This offers the advantage that the coordination complex may be more soluble in the polymer solution, more compatible with the bulk polymer and more evenly distributed throughout the polymer.

The process employed in this study involved (1) forming the polyamic acid, (2) adding the metal to the polyamic acid, (3) shaping the polymer-metal ion mixture and (4) converting to the metal-containing polyimide. The starting materials for polymer formation were aromatic or aliphatic diamines and aromatic or aliphatic tetracarboxylic acid dianhydrides. The major goal of the invention was the production of polyimide films for use as decorative or electrically conductive tapes and packaging materials. Few properties of the films are available from the patent and no comparison with films cast from the neat polymer solutions was discussed. The room temperature properties of a film cast from an N,N-dimethylformamide (DMF) solution of 4,4'-diaminodiphenyl methane, pyromellitic dianhydride and bis-(acetylacetonato)copper(II) are given below: Percent copper, 3.0%; dielectric constant, 3.6; dissipation factor, 0.004-0.01; and volume resistivity,  $8 \times 10^{12}$  ohm-cm. No data was given regarding the glass transition temperature, thermal stability, adhesive properties, mode of interaction between metal and polyimide, state of the metal, thermal conductivity, surface resistivity, etc. Unfortunately further patents or published work in this area are not available.<sup>37</sup>

More recent work<sup>38</sup> with polyimides and metal compounds concerns polymers derived from 3,3', 4,4'-benzophenone tetracarboxylic acid dianhydride (BTDA) (Structure X), and 3,3'-diaminobenzophenone (m,m'-DABP) and 4,4'-diaminobenzophenone (p,p'-DABP) (Structure XI) in DMF, N,N-dimethylacetamide (DMAC) or diethylene-glycol dimethylether. Approximately twenty metals in a variety of forms were added to polyamic acid solutions. In many cases films could then be cast and thermally converted to the corresponding polyimide. Non-brittle polyimide films were subjected

**X****XI**

to thermomechanical analysis, thermogravimetric analysis, weight loss on prolonged heating and infrared analysis. Relatively large positive and negative changes in thermal properties of the metal ion containing polymers have been noted with different metals. Predictive trends with certain polymers, however, were not possible with specific metals.

The best system studied in this regard involves tris(acetylacetonato)aluminum(III),  $\text{Al}(\text{acac})_3$ , addition to the above two polymer systems. Table I compares a few physical measurements on the BTDA + *m,m'*-DABP polyimide alone and the  $\text{Al}(\text{acac})_3$ /polyimide mixture. An inspection of the data reveals that the  $T_g$  of the  $\text{Al}(\text{acac})_3$ /polyimide is increased without sacrificing any polymer thermal stability. These effects work together to improve the high temperature adhesive properties of the polyimide with respect to bonding titanium surfaces.

The choice of metal, its chemical state, and the counterion were critical in this investigation as evidenced by the typical data shown in Table I regarding  $\text{NiCl}_2 \cdot 6\text{H}_2\text{O}$  incorporation. As further proof of this, experiments with  $\text{AlCl}_3$ ,  $\text{AlCl}_3 \cdot 6\text{H}_2\text{O}$  and  $\text{Al}(\text{NO}_3)_3$  apparently caused immediate crosslinking (rubber-like formation) of the polyamic acid such that no film could be cast. The  $T_g$ 's were more dramatically increased with the *p,p'*-DABP polyimide but at the expense of considerable loss in thermal stability (Table I). No changes in chemical functionality in the polyimide were apparent as judged by infrared spectral

TABLE I  
COMPARISON OF PURE POLYIMIDE AND METAL  
ION-INCORPORATED POLYIMIDES

Polyimide Film	T <sub>g</sub> <sup>a</sup> (°C)	TGA <sup>b</sup> (°C)	Adhesive Lap Shear Strength at 275°C <sup>c</sup> (psi)
BTDA + m,m'-DABP	251	570	440
BTDA + m,m'-DABP + Al(acac) <sub>3</sub> <sup>d</sup>	271	555	1640
BTDA + m,m'-DABP + NiCl <sub>2</sub> ·6H <sub>2</sub> O <sup>d</sup>	279	495	610
BTDA + p,p'-DABP	283	525	-
BTDA + p,p'-DABP + CaCl <sub>2</sub> <sup>d</sup>	360	475	-

<sup>a</sup> Apparent glass transition temperature from thermomechanical analysis

<sup>b</sup> Thermogravimetric analysis polymer decomposition temperature

<sup>c</sup> Performed on 50 mil titanium adherends

<sup>d</sup> Metal complex to polyamic acid mole ratio = 1:4 in DMAc

comparisons of polyimide and polyimide-metal films regardless of the metal employed.

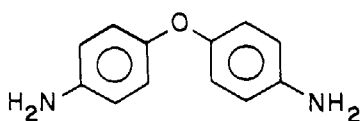
Incorporation of Al(acac)<sub>3</sub> into the polyimide disappointingly showed no significant reduction in volume resistivity relative to the polymer alone. Similar results were obtained on NiCl<sub>2</sub>·6H<sub>2</sub>O filled polyimides. Numerous efforts to prepare high quality films incorporating other metal ions into BTDA + m,m'-DABP were not satisfactory because metal ion addition resulted in a decreased solution viscosity. These results suggest that during the film curing process, the non-conducting Al(acac)<sub>3</sub> and NiCl<sub>2</sub> maintain their integrity rather than being converted to the more conducting aluminum or nickel metal as originally envisioned. X-ray



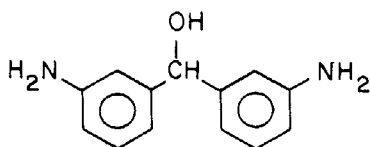
photoelectron spectroscopic (XPS) measurements have confirmed this hypothesis.

Simultaneous with the above work, superior antistatic properties were reported<sup>39</sup> for newly available soluble polyimide (DAPI-Polyimide) film loaded with either  $\text{LiNO}_3$  or  $\text{LiCl}$ . Physical properties and film smoothness remained unchanged except that electrical resistance was sharply lowered. Conductivity was increased about 20-fold or 2000% over the standard unfilled polyimide. Additional tests showed that the films were very slightly hygroscopic in the presence of lithium ions. This phenomenon may, in fact, account for the lowered resistivity. It also was not clear from the NASA brief whether the enhancement was in surface or volume conductivity.

A more recent effort to incorporate metal species into polyimides for the purpose of decreasing polymer resistivity has appeared.<sup>40,41</sup> Palladium-filled polyimide films have been prepared using the following dianhydride-diamine pairs: BTDA + DABP, BTDA + 4,4'-oxydianiline (ODA) (Structure XII), and BTDA + 3,3'-diaminodiphenylcarbinol (DADPC) (Structure XIII). A number of palladium additives were screened, many of which proved unacceptable because of insufficient solubility in DMAc or in the polymer-DMAc solution. While good quality films containing evenly dispersed palladium could be produced with slightly soluble  $\text{PdCl}_2$



**XII**

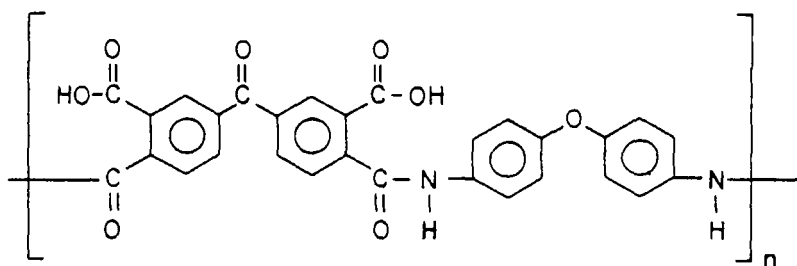


**XIII**

and  $\text{Na}_2\text{PdCl}_4$ , only minor modifications were realized in polymer properties. Best results have been obtained with  $\text{Li}_2\text{PdCl}_4$  and

$\text{Pd}(\text{S}(\text{CH}_3)_2)_2\text{Cl}_2$  as additives. Flexible, dark red-brown films have been fabricated for the three monomer pairs noted above.

The synthetic procedure involves formation of the polyamic acid (Structure XIV) in DMAc, intimate mixing of the palladium complex and polyamic acid, and thermal imidization in air to the palladium-filled polyimide film. An alternate in situ method whereby polymerization to the polyamic acid was performed in the



**XIV**

presence of the palladium complex also proved satisfactory. Several films possessed noticeably different surfaces depending upon whether the film had been exposed to the glass or to air during the imidization procedure. This difference was very noticeable for the two films containing  $\text{Pd}(\text{S}(\text{CH}_3)_2)_2\text{Cl}_2$  (BTDA + ODA and BTDA + DABP). While the glass side had a dark red-brown appearance, the air-side possessed a definite silvery metallic appearance. The presence of oxygen during the imidization process appears crucial, since BTDA + ODA and BTDA + DABP doped with  $\text{Pd}(\text{S}(\text{CH}_3)_2)_2\text{Cl}_2$  do not give rise to metallic surfaces when cured in either a dry  $\text{N}_2$ , Ar,  $\text{N}_2/\text{H}_2$  or moist Ar atmosphere.

The primary purpose for this study was to ascertain whether or not the addition of palladium would lower the electrical resistivities of the polyimides. Table II outlines the results. Four different combinations of dianhydrides, diamines, and metal

TABLE II  
SURFACE AND VOLUME RESISTIVITIES OF CONDUCTIVE  
PALLADIUM-CONTAINING BTDA-DERIVED POLYIMIDES<sup>a, b</sup>

METAL COMPLEX	ODA	DABP	DADPC	CURING ATMOSPHERE
$\text{Li}_2\text{PdCl}_4$	$9.5 \times 10^5$ ohm <sup>c</sup> $2.0 \times 10^6$ ohm-cm <sup>d</sup>	NC <sup>e</sup>	$1.3 \times 10^7$ ohm $1.0 \times 10^7$ ohm-cm	Air
$\text{Pd}(\text{S}(\text{CH}_3)_2)_2\text{Cl}_2$	$<10^5$ ohm $<10^5$ ohm-cm	$<10^5$ ohm $<10^5$ ohm-cm	NC	Air
$\text{Li}_2\text{PdCl}_4$	$5.1 \times 10^7$ ohm $8.9 \times 10^7$ ohm-cm	NC	$2.1 \times 10^{10}$ ohm $1.4 \times 10^{11}$ ohm-cm	$\text{N}_2$
$\text{Pd}(\text{S}(\text{CH}_3)_2)_2\text{Cl}_2$	NC	NC	NC	$\text{N}_2$

<sup>a</sup> Resistivity values are quoted for the best quality films. Values for replicate films do not differ by more than one order of magnitude.

<sup>b</sup> Polymer alone surface and volume resistivities are  $10^{17}$  ohm and  $10^{17}$  ohm-cm, respectively.

<sup>c</sup> Surface resistivity

<sup>d</sup> Volume resistivity

<sup>e</sup> NC = No change in resistivity relative to the polymer alone.

additives yielded polyimides with dramatically lowered resistivities when cured in an air atmosphere. Conductive BTDA + ODA films were produced using both palladium additives. Surprisingly  $\text{Li}_2\text{PdCl}_4$  gave lowered resistivity values with BTDA + DADPC; while  $\text{Pd}(\text{S}(\text{CH}_3)_2)_2\text{Cl}_2$  with the same monomer pair exhibited values equivalent with the polymer alone. The results with BTDA + DABP, however, were reversed. The metallic surface on the air side displayed by the two conductive  $\text{Pd}(\text{S}(\text{CH}_3)_2)_2\text{Cl}_2$  films, no doubt, lowers resistivity ( $<10^5$  ohm-cm). This metallic surface is apparently not a necessity, since conductive  $\text{Li}_2\text{PdCl}_4$  films do not display a metallic surface. However, as Table II attests, electrical resistivities are higher for the  $\text{Li}_2\text{PdCl}_4$  film (with non-metallic surface).

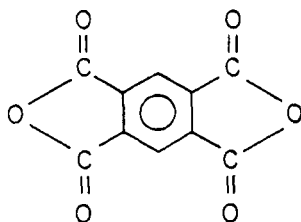
The results on curing the films in a non-oxygenated atmosphere are equally interesting, Table II. No metallic surfaces are produced with  $\text{Pd}(\text{S}(\text{CH}_3)_2)_2\text{Cl}_2$  as an additive and no resistivity lowering is observed. Moist argon and forming gas ( $\text{N}_2/\text{H}_2$ ) give the same unchanged results. A nitrogen curing atmosphere, however, does not change the resistivity results appreciably for the air-cured, conductive  $\text{Li}_2\text{PdCl}_4$  films. It is significant that in each case, with  $\text{Li}_2\text{PdCl}_4$ , the resistivity values are always one to three orders of magnitude higher for nitrogen cured films.

X-ray photoelectron spectroscopy (XPS) has proven valuable in studying some of these palladium-containing polyimides. Measured XPS binding energies ( $\text{Pd } 3d_{5/2,3/2}$ ) indicate that an appreciable amount of palladium has been reduced to the elemental state in each film. In other words, during the imidization process reduction of palladium has occurred. Those films which have lowered resistivities exhibit the most reduced palladium. Differences between conductive film surfaces exposed to air versus glass are very apparent here again, since a larger quantity of reduced palladium always accompanies the side of the film exposed to the air.

XPS for non-conductive films differs in several respects from the above. First of all, the palladium signals are relatively weak and the measured binding energies fall between those for Pd metal and PdCl<sub>2</sub>. Secondly, an additional pair of photopeaks are observed at approximately 10 eV higher energy (349.8 and 346.1 eV). The relative intensity of the two pair of peaks has been found to vary depending upon what place on the film was being sampled. Conductive films do not show this extra higher energy pair of photopeaks. This phenomenon is attributed to differential charging of the surface palladium. Some islands of palladium are more insulated than other islands by the non-conductive polyimide and cannot dissipate the photo-charge produced by the x-ray beam. High resistivity films, therefore, appear to be highly heterogeneous insofar as palladium is concerned. If palladium is the charge-carrier as we expect, an unequal distribution of palladium can result in an interruption of the charge transfer mechanism. The addition of higher amounts of palladium to these films does not produce the desired results. After curing for three hours at 300°C the XPS spectrum clearly shows evidence for Pd(II) and Pd(0) on the surface for 2:4 metal to polymer ratios. Longer heating times result in more complete palladium reduction but with significantly more polymer thermal degradation.

Extension of this work to other metals is currently in progress. Preliminary results suggest that no resistivity lowering is achieved with those Ag, Pt, Au, Cu and Li complexes which have been tried to date. High quality films have been produced; and in the case of Ag, Pt and Au, reduction to the metallic state has occurred. These results, however, have not been fully explained.

A much earlier report<sup>42</sup> appeared concerning Ag incorporation into the polyamic acid derived from pyromellitic dianhydride (PMDA) (Structure XV) and ODA. Both Ag metal and Ag(C<sub>2</sub>H<sub>3</sub>O<sub>2</sub>) were added to PMDA + ODA; and films containing 0.25-1.00 gram-atom silver per repeat unit were obtained. Electroconductivity



**XV**

was studied as a function of temperature and Ag content. Thermal and electrical conductivities were increased 3-7 times for the polyimide film containing dispersed Ag metal; but no change in properties was noted for the film containing  $\text{Ag}(\text{C}_2\text{H}_3\text{O}_2)$ .

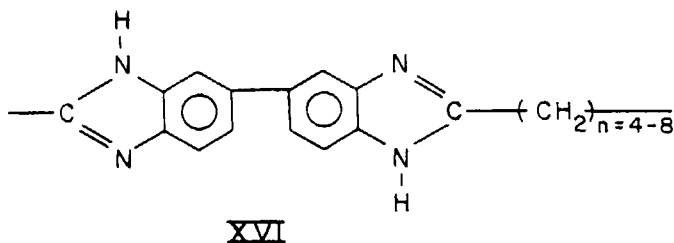
In 1963 a patent was filed<sup>43</sup> covering very similar work (e.g. PMDA, 4,4'-methylenedianiline and  $\text{Ag}(\text{C}_2\text{H}_3\text{O})$ ). The Ag containing polyamic acid complex was converted to the polyimide and Ag metal by heating at  $300^\circ\text{C}$  in vacuo for 30 minutes. The film was stated to be tough, flexible, opaque and metallic. At this stage the film was not conducting. Further heating at  $275^\circ\text{C}$  in air for 5-7 hours rendered it conducting although no resistivity data was reported.

A different kind of metal involvement with polyimides has recently been reported.<sup>44</sup> This project was concerned with providing a room temperature bonding process for the purpose of producing heat resistant bonds. A series of very thin polyimide films under 1 mil in thickness were vacuum metalized with various high melting metals such as gold. These samples were put in a fixture and successfully bonded at low pressure to test samples of indium coated polyimide. The system is believed to make use of the adhesion of metal films to the organic substrate by the formation of ligands. Kapton polyimide has been the polymer of choice to date. The process uses the principle of forming high-melting solid solutions by the diffusion mixture of two metals where the

minor component may be a low-melting malleable oxidation resistant metal or composite.

### Poly(alkylbenzimidazoles)

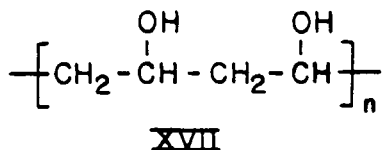
A series of metal salts having poly(alkylbenzimidazoles) (Structure XVI for example) as the parent ligand have been synthesized<sup>45</sup> by mixing dimethylsulfoxide solutions of the polymer and metal salt in stoichiometric proportions. This experimental operation gave three results depending on the metal ion employed. The polymer-metal complex precipitated [Co(II), Ce(III), Ni(II), Cu(II), Zn(II), Cd(II)], precipitation occurred on dilution with acetone [Cr(III), Fe(II), Sn(II), Ca(II), Ba(II), Mg(II), W(VI), V(VI)] or no precipitate appeared [Al(III), Na(I), K(I)]. Values for the electrical resistivity did not significantly



change upon doping the polymer with either  $\text{CrCl}_3 \cdot 6\text{H}_2\text{O}$ ,  $\text{CoCl}_2 \cdot 6\text{H}_2\text{O}$  or  $\text{Ni}(\text{C}_2\text{H}_3\text{O}_2)_2 \cdot 4\text{H}_2\text{O}$ . In contrast, treatment of the polymer with HCl thereby forming the polymer acid conjugate changed the volume resistivity from  $10^{13}$  ohm-cm to  $10^6$  ohm-cm. The nature of the polymer metal complexes was elucidated using x-ray photoelectron spectroscopy. Spectra of the core levels of nitrogen, chlorine and the various metals indicated the formation of polybenzimidazole/metal salts. In addition it was concluded that the complexes of Co and Ni were high spin thus ruling out a planar geometry for the Ni(II) complex.


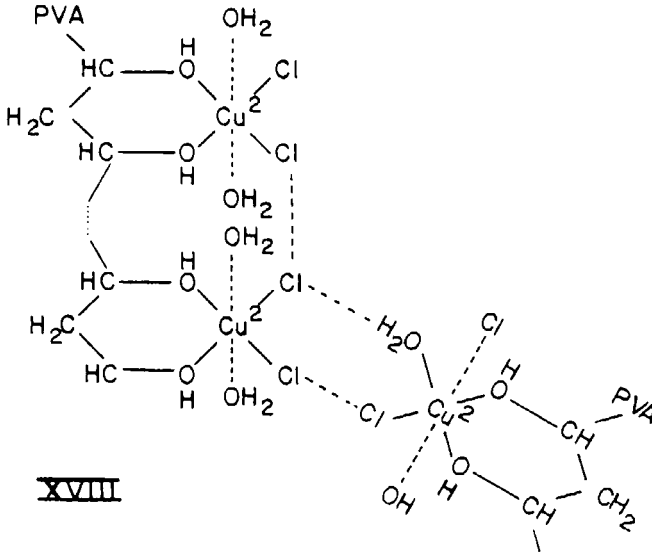
Poly(vinyl alcohol)

Investigations into poly(vinyl alcohol) (Structure XVII) have dealt primarily with copper doping. The reader is referred to the earlier discussion regarding PVA-Cu(II)-I<sub>2</sub> and to "ion-omeric" type studies with PVA wherein deprotonation of the



alcoholic group is followed by Cu(II) interaction.<sup>46</sup> One study<sup>47</sup> which falls into the metal-polymer area as we have defined it deals with the photoconductivity of PVA films containing Cu(II) complexes. Well-dried PVA films containing either the nitrate, sulfate, chloride or bromide salt of Cu(II) have been prepared. When the ratio [Cu<sup>+2</sup>]/[MU] (where [MU] denotes the concentration of PVA monomer residues) is greater than 0.015, illumination at the charge transfer UV band produces a strong photocurrent in PVA-CuCl<sub>2</sub> and PVA-CuBr<sub>2</sub> but not PVA-Cu(NO<sub>3</sub>)<sub>2</sub> or PVA-CuSO<sub>4</sub>. Drying of the films is believed to effect replacement of water molecules by two halide ions in the copper coordination sphere which is supported by optical spectra of the film. Nitrate and sulfate do not appear to enter the first coordination sphere. Temperature dependent ESR spectra indicate the existence of antiferromagnetic superexchange interaction between Cu(II) ions via intervening halide ions. The exchange interaction is greater for PVA-CuBr<sub>2</sub> than PVA-CuCl<sub>2</sub>. A network structure is proposed which is believed to be responsible for photoconduction (Structure XVIII). When the PVA-CuCl<sub>2</sub> film is illuminated at the charge transfer band the following reaction is believed<sup>46</sup> to occur. The halogen

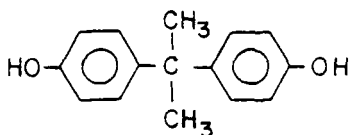
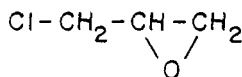




atom abstracts a hydrogen atom from PVA thereby producing a free radical. The authors show some ESR evidence to support this on irradiation. When the ratio  $[\text{Cu}^{+2}]/[\text{MU}]$  is large the halogen atoms interact more with neighboring halide ions. At this point the reduction reaction involves the production of holes in the network of halide ions. The photocurrent is observed when an external electric field is applied to the film. These holes in the network structure are believed to be responsible for the photoconduction. A direct metal-to-metal interaction is stated to not occur.

### Polyethers

Glassy polymers have been produced from<sup>48</sup> solutions of  $\text{Ca}(\text{NCS})_2$  and the polymer derived from Bisphenol A (Structure XIX) and epichlorohydrin (Structure XX).  $\text{Ca}(\text{NCS})_2$  was appreciably soluble in the "phenoxy" polymer and films containing up to 25% dopant

**XIX****XX**

were clear. The anhydrous salt (25% w/w) increased the  $T_g$  from  $91^\circ$  to  $126^\circ$ , but the tetrahydrate salt increased the  $T_g$  from  $162^\circ$  to  $174^\circ$ . There is an increased resistance to stress cracking by polar organic liquids with the doped polymer. This may be related to the  $T_g$  increase or to changes in the solubility parameter, as indicated by insolubility of the salt solutions in solvent for the pure polymer. Increased water sorption and electrical conductivity were found to result from salt incorporation into the polymer. Surface and volume resistivities for the polymer alone were  $1 \times 10^{15}$  ohm and  $5 \times 10^{13}$  ohm-cm; whereas, for "phenoxy" polymer with 13%  $\text{Ca}(\text{NCS})_2$  by weight the values were  $1 \times 10^{10}$  ohm and  $4 \times 10^{10}$  ohm-cm, respectively. The decrease in resistivity was attributed to the high equilibrium water content accompanying calcium ion addition.

The addition of  $\text{ZnCl}_2$  and  $\text{CoCl}_2$  to high ( $10^5$ ) and low (2000) molecular weight poly(propylene oxide) (PPO) has been reported.<sup>49</sup> Samples were prepared by dissolving PPO and metal salt in methanol or acetone followed by removal of the solvent in vacuo at room temperature.  $\text{ZnCl}_2$  was found to increase the  $T_g$  of both high and low molecular weight polymers, but  $\text{CoCl}_2$  increased the  $T_g$  of the low molecular weight polymer only. A single phase system in the  $\text{ZnCl}_2$  case was indicated; while, a two phase system was apparent in the case of the PPO/ $\text{CoCl}_2$  with  $\text{CoCl}_2$  acting as a filler. In the zinc case, elevation of the  $T_g$  is believed to result from the formation of five-membered chelate rings by coordination of two adjacent oxygen atoms in the polymer chain with a  $\text{ZnCl}_2$  molecule.

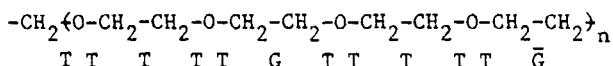
In an analogous situation,  $ZnCl_2$  was added to poly(tetramethylene glycol) with similar results albeit the  $T_g$  was raised less for a given amount of metal chloride. Intermolecular coordination with ether oxygen atoms from two neighboring chains was postulated since intramolecular bonding to zinc(II) would involve the formation of a less stable seven-membered chelate ring.

Much earlier<sup>50</sup> the elastomeric properties of PPO mixed with  $LiClO_4$  were investigated. Volume contractions were observed and viscoelastic properties were altered which were attributed to strong interaction forces between the  $Li^+$  and polarizable ether oxygens. The glass transition temperature was raised from  $-70^\circ$  to  $40^\circ C$  for 25% (w/w)  $LiClO_4$  - low molecular weight PPO. Below 15% (w/w)  $LiClO_4$ , various low molecular weight polymer properties could be interpreted as resulting from the superposition of free polyether segments with those nearest to the  $LiClO_4$ . Above 15%, no free segments of PPO are believed to remain. The behavior of the high molecular weight PPO was similar, except that below 15%  $LiClO_4$  the  $T_g$  observed for low molecular weight PPO was split into two transitions,  $T_g$  for PPO at  $-65^\circ C$  and another at  $-10^\circ C$ . The latter is believed to be a transition for polyether helices stabilized by  $LiClO_4$  situated in the helix core.

A rather different type study has been performed with water soluble poly(ethylene oxide) (PEO) and various mercuric halides.<sup>51</sup> Fibers of PEO were exposed to saturated anhydrous ether solutions of the mercuric halides for about four weeks. Complexes were formed with a monomer unit  $(CH_2CH_2O)$  to mercuric halide ratio of 4:1 for the chloride and bromide and the monomer iodide ratio was 5:1. Examination of the fibers before and after mercuric ion doping with a polarizing microscope and by x-ray diffraction revealed that the chloride fibers remained highly oriented. The bromide fiber was much less oriented; while, the iodide fiber showed no signs of orientation. Although the polymer is water soluble, the polymer complex is not and shows no sign of swelling

in contact with water. The infrared spectrum of the polymer complex was observed<sup>52</sup> to contain a larger number of absorption bands over that of the original polymer. This fact suggested that one of the two C-O bonds per monomeric unit changed from the trans to the gauche form.

The structures of both the 4:1 (Type I) and 1:1 (Type II) PEO polymer-HgCl<sub>2</sub> complexes have been determined<sup>53</sup> by x-ray diffraction. For the Type I fiber, four chains pass through the lattice and four monomeric units are contained in the fiber identity period. The conformation of PEO in the complex has been found to be T<sub>5</sub>GT<sub>5</sub>Ḡ; that is where G and Ḡ mean the right and left-handed gauche forms, respectively. The bond length between

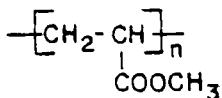


Hg and Cl in the complex (2.30Å) is a little longer than that of HgCl<sub>2</sub> in the crystal (2.25Å). This was consistent with the fact that the infrared absorption band associated with the antisymmetric stretching vibration of HgCl<sub>2</sub> shifts to 353 cm<sup>-1</sup> in the complex from 367 cm<sup>-1</sup> in the crystal. The crystal structure of the Type II complex was also determined<sup>54</sup> by x-ray diffraction and infrared absorption methods. For the Type II fiber, two PEO chains pass through the lattice. The conformation of PEO was near to TG<sub>2</sub>TḠ<sub>2</sub>. In both cases of Type I and Type II, it was found that the HgCl<sub>2</sub> molecule is slightly distorted from its normal linear form. Coordination to the oxygen atoms of PEO may account for this. The packing of HgCl<sub>2</sub> in Type II is much closer than in Type I. The nearest Cl---Cl distance is 3.40Å which is smaller than the sum of the van der Waals radii of the chlorine atoms. The Hg-Cl distance in the Type II fiber is equal to the distances in the crystalline state. In this study it was considered that each oxygen atom of the PEO molecule coordinates to two mercury atoms with an equivalent distance and angle (<HgOHg=85°).

### Polyesters

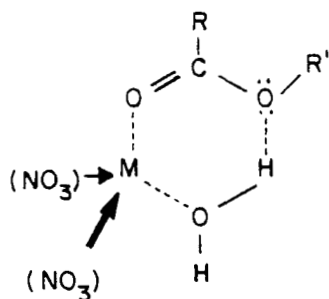
The interaction of  $\text{Cu}(\text{NO}_3)_2$ ,  $\text{Zn}(\text{NO}_3)_2$ ,  $\text{Ca}(\text{NO}_3)_2$  and  $\text{Cd}(\text{NO}_3)_2$  with various polar polymers most of which were polyesters has been investigated.<sup>55</sup> Specifically cellulose acetate, poly(vinyl acetate), poly(methyl methacrylate) and poly(methyl acrylate) (Structure XXI) were studied. Metal incorporation into the polymer was achieved by mixing solutions of polymer and nitrate followed by casting the solutions onto a KBr plate for infrared measurements or onto a glass plate for  $T_g$  measurements. Compatibility of the additive and polymer was tested by noting the clarity of the cast film after evaporation of the solvent. Complete clarity was indicative of solution of the salt in the polymer. Salts were most readily soluble in cellulose acetate with calcium and cadmium nitrates being more soluble than the more covalent zinc and copper salts. Glass transition temperatures varied depending on the salt and polymer system. The absolute magnitude of the shift of  $T_g$  with salt concentration did not always continuously increase or decrease (i.e. it maximized or minimized).

Large shifts in the IR spectra of both nitrate and in the polymer carbonyl and ester ether frequencies have been observed. These observations suggested complex formation between polymer and metal salt in the solid state. The carbonyl frequency decreased and the ether frequency increased. The model for the polymer salt



XXI

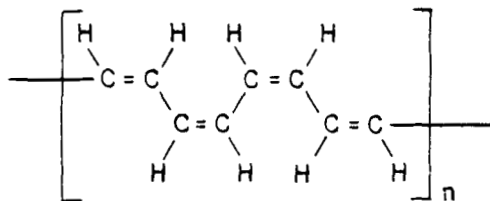
complex is shown below (Structure XXII). The metal ion is believed to have its nitrate counterions near as well as several solvent molecules since 4 or 6-coordination is anticipated for this metal. A more highly hydrated system was predicted for the ionic salts.

XXII

Differences in properties of the four polymer systems were stated to be due to interaction and steric effects. The smallest  $T_g$  effects were shown by poly(methyl methacrylate) since the salts were least readily soluble in this polymer.

### Polyacetylene

A major concentrated research effort is now being devoted to the synthesis and properties of highly conducting derivatives of polyacetylene (Structure XXIII). Studies have been most extensive where nonmetal species (electron acceptors) serve as the dopant such as  $I_2$ ,  $ICl$ ,  $IBr$ ,  $AsF_5$ <sup>56</sup>,  $(FSO_2O)_2$ ,  $H_2SO_4$  and  $HClO_4$ .<sup>57</sup> Overall increases in conductivity range up to eleven orders of magnitude with the highest conducting films exhibiting room

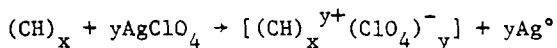
XXIII

temperature values of several hundred  $\text{ohm}^{-1} \text{cm}^{-1}$ . Since this review is designed to cover only metal doping, the reader is referred to several treatises<sup>58,59</sup> covering nonmetal species addition to polyacetylene.

Less effort appears to have been expended toward incorporating metal species (electron donors) into polyacetylene. Sodium doped polyacetylene films have been prepared<sup>60</sup> by treating the polymer with a solution of sodium naphthalide,  $\text{Na}^+(\text{C}_{10}\text{H}_8)^-$ , in THF whereupon electron transfer from the naphthalide radical anion to the  $(\text{CH})_x$  was believed to occur. Employing the trans form, a film of composition  $[\text{Na}_{0.28}\text{CH}]_x$  was produced with conductivity at  $25^\circ\text{C}$  equal to  $8 \times 10^1 \text{ ohm}^{-1} \text{cm}^{-1}$ . The trans polyacetylene alone exhibited a conductivity of  $4.4 \times 10^{-5} \text{ ohm}^{-1} \text{cm}^{-1}$ . Lithium and potassium dopants under similar experimental conditions yielded comparable results. The general features of electrical conductivity with either donor or acceptor doping are the same, although detailed differences in the saturation values and the critical concentration for the metal-insulator transition vary. In addition donors and acceptors can dope polyacetylene to n-type and p-type conductors respectively.

Compensation of n-type material by acceptor doping has been successfully demonstrated<sup>61</sup> using Na(donor) and  $\text{I}_2$  (acceptor). The conductivity of the n-type material gradually decreases to a minimum on exposure to an iodine atmosphere. Starting with a film of initial composition  $(\text{CHNa}_{0.27})_x$  the compensation (minimum conductivity) point occurred at  $(\text{CHNa}_{0.27}\text{I}_{0.28})_x$ . Continued  $\text{I}_2$  doping led to a p-type material where the iodine was believed to act as a polyanion in the presence of the now positively charged donor species ( $\text{D}^+$ ). The charge transfer need not be complete. The resulting electron on the polymer chain is weakly bound to the  $\text{D}^+$ . Compensation in the case of iodine (A) was stated to occur through formation of  $(\text{D}^+\text{A}^-)$  leaving the polymer chain essentially neutral and without electronic carriers.

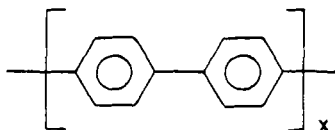
When polyacetylene films are dipped into a solution of  $\text{AgClO}_4$  or  $\text{AgBF}_4$  in toluene<sup>62</sup>, incorporation of the silver salt takes place to an extent which varies with both the concentration of the toluene solution and the exposure time. Complexes varying in stoichiometry from  $(\text{CHAg}_{0.006})_x$  to  $(\text{CHAg}_{0.018})_x$  have been investigated. Striking changes in the film conductivity are produced by silver salt incorporation (i.e. polymer alone,  $10^{-5} \text{ ohm}^{-1} \text{ cm}^{-1}$ ;  $(\text{CHAg}_{0.018})_x$ ,  $3 \text{ ohm}^{-1} \text{ cm}^{-1}$ ). X-ray diffraction data suggest that (1)  $(\text{CH})_x$  remains unchanged, (2) no silver salt is observed and (3) free silver is present. Ammonia vapor causes a rapid decrease in film conductivity; yet, x-ray peaks corresponding to free silver remain unchanged. The enhanced conductivity in the doped film is concluded to not be due to silver metal. Electron microscopy and infrared data suggest that the silver ions are acting as oxidants to give free silver, immobile perchlorate anions and conducting polyolefinic cations according to the following equation:



Effects similar to those described for silver are stated to be achieved using the salts of iron and copper; however, no data is available.

#### Poly(p-phenylene)

Results similar to those obtained with polyacetylene have been realized with poly(p-phenylene) (Structure XXIV) on doping with either electron acceptors or electron donors.<sup>63</sup> The advantage



**XXIV**



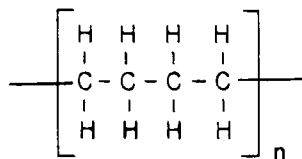
of the latter polymer system lies in the fact that  $(C_6H_4)_x$  is more thermally stable (e.g. above  $450^\circ C$  in air and  $550^\circ C$  inert) and does not rapidly degrade in air when doped with  $AsF_4$  which exhibits the highest conductivities.

Poly(p-phenylene) can be doped with alkali metals to provide highly conducting n-type materials which have a metallic-gold appearance. Sodium or potassium naphthalide solutions in THF increase conductivity from less than  $10^{-10} \text{ ohm}^{-1} \text{ cm}^{-1}$  to a plateau value of  $720 \text{ ohm}^{-1} \text{ cm}^{-1}$ . Increases in conductivity are believed to be due to the formation of charge-transfer complexes wherein the metal dopant donates a mobile electron to the polymer chain. Chemical compensation of the potassium doped poly(p-phenylene) can be accomplished with  $AsF_5$  in a manner similar to donor doped polyacetylene.

The effect of moisture, air and halogens on poly(p-phenylene) have been investigated. The alkali metal doped polymer is much more sensitive to air exposure than the  $AsF_5$  doped polymer.<sup>64</sup> Rapid tarnishing of the metallic gold appearance of the doped polymer along with a major decrease in conductivity results. While sodium and potassium dopants produce similar effects with poly(p-phenylene) and polyacetylene, halogens do not provide conducting complexes with the former.<sup>65</sup>

### Polyethylenes

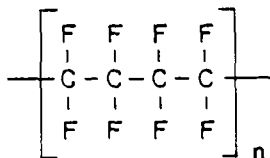
Several reports regarding polyethylene and its derivatives with various metal species have appeared, although no extensive studies have been communicated. The effect of salts of carboxylic acids (e.g. metal stearates) on the oxidation of polyethylene (Structure XXV) melts has been studied.<sup>66</sup> For example, zinc



XXV

stearate accelerated the oxidation. The greater the amount of zinc stearate introduced, the greater the oxidation. Copper and lead stearates in low concentrations accelerated polyethylene oxidation. At higher concentrations catalysis of oxidation is observed in the early stages of thermoprocessing, but then inhibition occurs. Active metals were found to have a similar effect on oxidation. It was concluded that metal containing compounds are formed which diffuse into the melt and control the oxidation rate of the polymer.

Poly(tetrafluoroethylene) (PTFE) is by nature insoluble and highly immiscible with most solids and liquids. This serves as an obstacle to its development into a useful composite material. Metal-organic substances of low solubility have been found<sup>67</sup> to be miscible with poly(tetrafluoroethylene) (Structure XXVI). Iron pentacarbonyl has been absorbed into PTFE and subsequently transformed into iron oxide applying this principle. The PTFE samples are soaked in a 10% solution of  $\text{Fe}(\text{CO})_5$  in ethanol at room temperature. Under these conditions the carbonyl

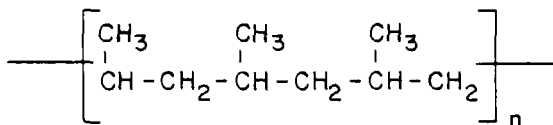


XXVI

is absorbed by the polymer but ethanol is not. Irradiation of the doped PTFE yields non-volatile  $\text{Fe}_2(\text{CO})_9$ ; after which, the samples are allowed to undergo air oxidation for three days to yield an  $\text{Fe}_2\text{O}_3$ -PTFE composite. Iron oxide contents range from 0.34 to 1.50%, (w/w).  $\text{Fe}_2\text{O}_3$  particles are large and close to spherical on the PTFE surface. A dramatic change in adsorbent properties of PTFE occurred on incorporation of  $\text{Fe}_2\text{O}_3$ . The doped polymer is stable at room temperature showing no tendency toward phase separation or embrittlement. The authors suggest that

the oxide may be used to anchor other chemicals and incorporate them into PTFE leading to other derivatives.

Thermal pyrolysis and oxidative pyrolysis of poly(propylene) (PP) (Structure XXVII) with and without chromium have been recently compared in an effort to improve flame retardancy of PP.<sup>68</sup> PP was swollen in  $\text{CCl}_4$  and then reacted with chromyl chloride,  $\text{CrO}_2\text{Cl}_2$ , dissolved in  $\text{CCl}_4$  at room temperature. The



XXVII

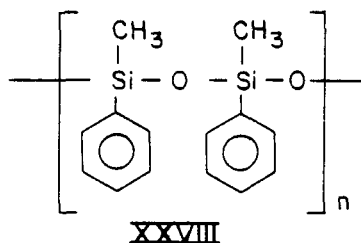
product after drying at  $60^\circ\text{C}$  for 40 hours contained approximately 2% chromium. Between  $388$  and  $438^\circ\text{C}$  the thermal pyrolysis of PP and chromium containing PP have comparable reaction rates.

Doping the polymer, however, lowers the thermal pyrolysis activation energy of PP from 51 to 44 KCal/mole while increasing the temperature of the maximum pyrolysis endotherm by  $15^\circ\text{C}$ . The effect of chromium on oxidative pyrolysis is more substantive by comparison. Chromium suppresses the formation of all major products although no new product was detected. It also increases the activation energy of oxidative pyrolysis by 10 KCal/mole, promotes char formation and becomes self-extinguishing with about 1% of covalently bonded chromium. This behavior suggested to the investigators that chromium possibly catalyzes termination processes. Chromium is believed to accelerate the chain termination reaction by providing a nonradical pathway for the destruction of the reactive hydroperoxide intermediate. The remarkable efficacy of chromium is emphasized by the fact that at only 1.5% level of chromium PP has a limiting oxygen index of 26.4 and a self-ignition temperature of  $400^\circ\text{C}$  in air as compared to 17.4 and  $250^\circ\text{C}$  respectively for normal PP. The polymer

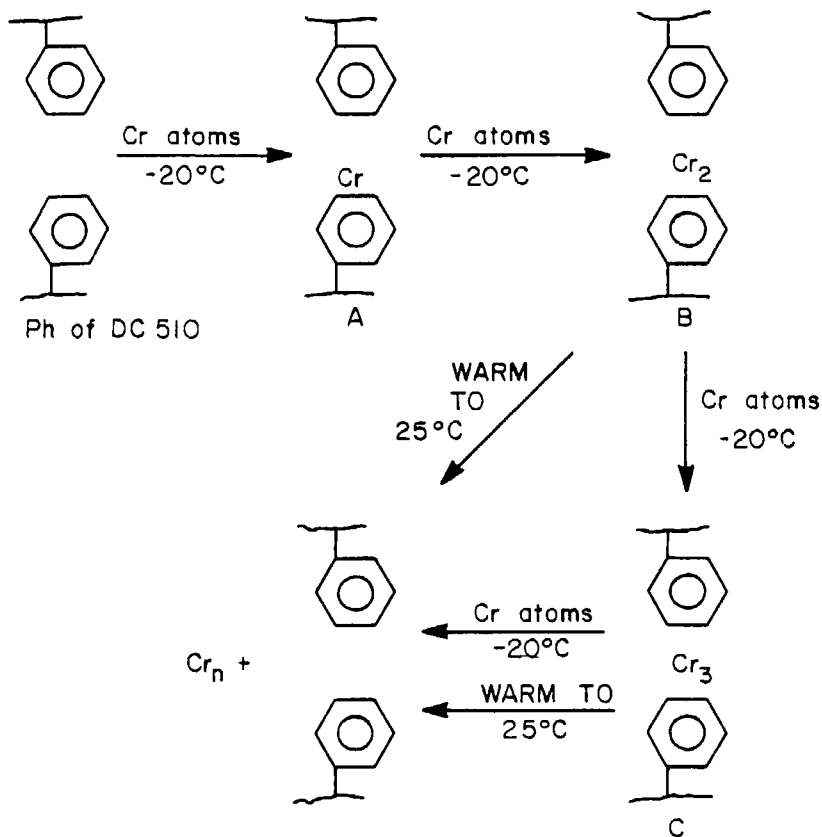
also contained about 0.6% chlorine, but its presence was not believed to make any significant contribution to flame retardancy.

### Poly(methylphenylsiloxane)

The above liquid polymer system provides a unique technique whereby metal species may be introduced. The employment of metal vapor-liquid polymer synthetic techniques has been successfully employed to control the competing processes of metal atom diffusion, metal atom aggregation and metal atom anchoring. Francis<sup>69</sup> has demonstrated that Ti, V, Cr and Mo vapors can be deposited into a liquid poly(methylphenylsiloxane), (Structure XXVIII) Dow Corning 510, containing a methyl:phenyl ratio of 17:1. The reactions were carried out in a rotary reactor in the temperature range 0 to -20°C. Organometallic polymers in which two phenyl groups are coordinated to the metal to give an anchored bis(arene) complex are produced. The reaction scheme V shown below was suggested after spectroscopically monitoring the decay of the absorbance due to free



phenyl groups (214 nm) and the corresponding growth of the absorbances due to products. Polymer-stabilized few-atom clusters in this system were believed to arise from either phenyl group solvation effects or bis(arene) metal cluster complexation. Metal-arene interaction was suggested to gradually diminish as the cluster nuclearity increased until

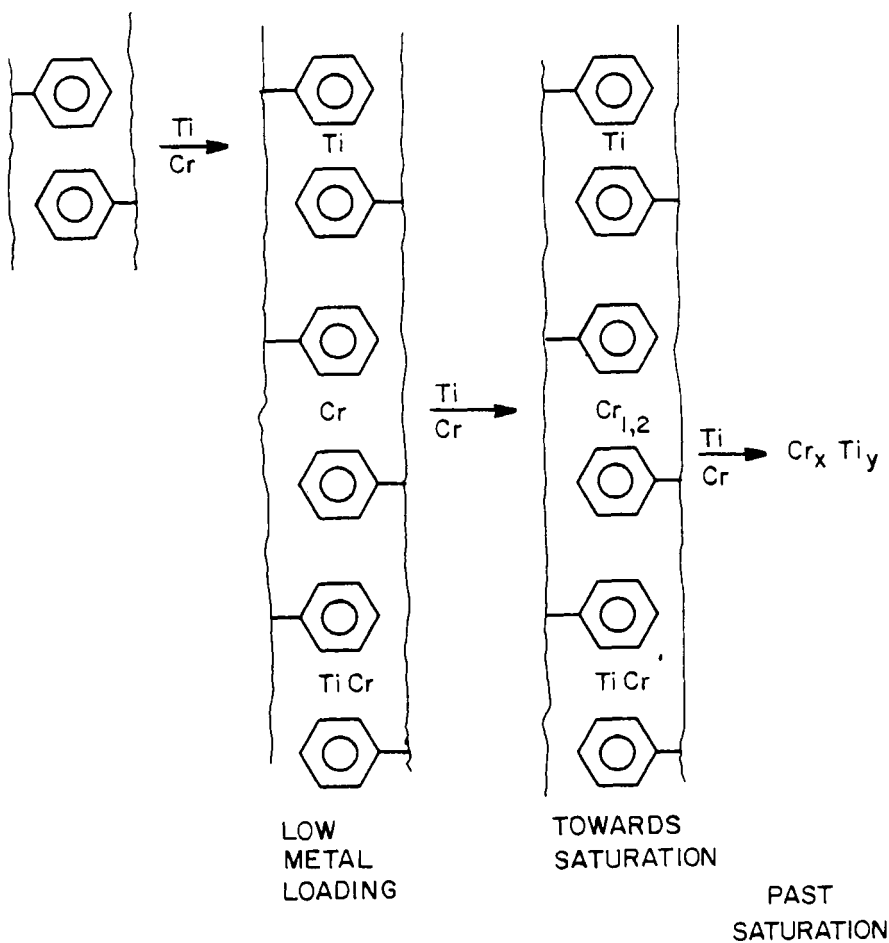


SCHEME V

at values of  $n$  greater than 3, metal cluster desolvation occurred to release clusters containing on the order of four to six metal atoms.

Attempts<sup>70</sup> to prepare systems containing two different metals have been reported recently. The bimetallic system was investigated by means of the following reactions: (1) sequential Ti and Cr vapor deposition, (2) simultaneous Ti/Cr vapor deposition, (3) saturation of the phenyl groups on poly(methylphenylsiloxane) followed by reaction with Cr atoms

and (4) saturation with Cr vapor followed by reaction with Ti atoms. Bimetal Ti/Cr depositions at low metal loadings led to polymer-supported bis(arene) complexes with two different mononuclear metal sites attached to the same polymer. At high metal loadings binuclear sites containing polymer-stabilized  $Ti_2$  and  $Cr_2$  as well as TiCr clusters are formed. Very high Ti/Cr loadings are suggested to lead to unsolvated  $Cr_x Ti_y$  bimetallic clusters approaching colloidal dimensions (Scheme



SCHEME VI

VI). Saturation by Ti followed by reaction with Cr indicated that the Ti-containing species are kinetically unstable. For example, the bis(arene) titanium complex appears to yield the TiCr cluster species. Questions regarding the mechanism of Ti displacement by Cr and vice versa were not addressed.

In conclusion, the incorporation of metal related materials into electrically neutral polymers is an active and highly diverse research pursuit. The metallic species and polymer systems which have been explored to date are highly varied. The impetus for such studies is generally the modification of polymer properties; however, the specific properties of interest vary greatly. Modification of adhesive properties, thermal behavior, electrical conductivity, polymer flammability and mechanical properties have been studied for example. The literature cited is by no means meant to be exhaustive; but, we believe it to be well representative of the research area. The area no doubt will continue to expand as investigators explore other metal related dopants and polymer systems in an effort to understand and synthesize materials which possess specific and highly desirable properties.

Acknowledgement - We wish to thank E. Denyszyn, T. Wohlford and S. Ezzell for assistance in preparing this manuscript.

#### REFERENCES

- (1) E. P. Otocka, J. Macromol. Sci. - Revs. Macromol. Chem., C5, 275 (1971).
- (2) E. G. Kolawole and S. M. Mathieson, J. Polym. Sci. Polym. Chem. Ed., 15, 2291 (1977).
- (3) H. Matsuda, J. Appl. Polym. Sci., 23, 2603 (1979) and references therein.

- (4) C. Carraher and J. Lee, J. Macromol. Sci. Chem., A9, 191 (1975).
- (5) C. U. Pittman, O. Ayers and S. McManus, Macromolecules, 7, 737 (1974).
- (6) C. U. Pittman, Chem. Tech., 416 (1971).
- (7) H. Nishikawa and E. Tsuchida, J. Phys. Chem., 79, 2072 (1975).
- (8) A. J. Varma and J. Smid, J. Polym. Sci. Polym. Chem. Ed., 15, 1189 (1977).
- (9) N. Hojo, H. Shirai, Y. Chujo and S. Hayashi, J. Polym. Sci. Polym. Chem. Ed., 16, 447 (1978).
- (10) C. U. Pittman, L. R. Smith and R. M. Hanes, J. Amer. Chem. Soc., 97, 1742 (1975).
- (11) H. Nishide, J. Deguchi and E. Tsuchida, J. Polym. Sci. Polym. Chem. Ed., 15, 3023 (1977).
- (12) J. Pitha and J. Smid, Biochim. Biophys. Acta, 425, 287 (1976).
- (13) H. Nishikawa, E. Terada and E. Tsuchida, J. Polym. Sci. Polym. Chem. Ed., 16, 2453 (1978).
- (14) C. U. Pittman and L. R. Smith, J. Amer. Chem. Soc., 97, 1749 (1975).
- (15) E. Bayer and V. Schwrig, Chem. Tech., 212 (1976).
- (16) J. C. Anderson, U. S. Patent #4,109,052, Aug. 22, 1978.
- (17) D. J. Progar and T. L. St. Clair, Preprints, 7th National SAMPE Technical Conference, 7, 53 (1975).
- (18) C. W. Van Der Waal, H. W. Bree and F. R. Schwargl, J. Appl. Polym. Sci., 9, 2143 (1965).
- (19) J. M. Pochan, H. W. Gibson and F. C. Bailey, J. Polym. Sci. Polym. Lett. Ed., 18, 447 (1980).
- (20) Y. W. Park, A. Denensten, C. K. Chiang, A. J. Heeger and A. G. MacDiarmid, Solid State Commun., 29, 745 (1979).
- (21) T. C. Clarke, R. H. Geiss, W. D. Gill, P. M. Grant, J. W. Macklin, H. Morawitz, J. F. Rabolt, D. Sayers and G. B. Street, J. C. S. Chem. Comm. 332 (1979).



- (22) K. Mizoguchi, T. Kamiya, E. Tsuchida and I. Shinohara, J. Polym. Sci. Polym. Chem. Ed., 17, 649 (1979).
- (23) A. Ciferri, E. Bianchi, F. Marchese and A. Tealdi, Makromol. Chemie, 150, 265 (1971).
- (24) B. Valenti, E. Bianchi, G. Greppi, T. Tealdi and A. Ciferri, J. Phys. Chem., 77, 389 (1973).
- (25) E. Bianchi, A. Ciferri, A. Tealdi, R. Torre and B. Valenti, Macromolecules, 7, 495 (1974).
- (26) D. Acierno, E. Bianchi, A. Ciferri, B. DeCindio, C. Migliaresi and L. Nicolais, J. Polym. Sci. Symposium No. 54, 259 (1976).
- (27) D. Acierno, F. P. LaMantia, G. Titamanlio and A. Ciferri, J. Polym. Sci. Polym. Phys. Ed., 18, 739 (1980).
- (28) P. Dunn and G. F. Sansom, J. Appl. Polym. Sci., 13, 1641 (1969).
- (29) P. Dunn and G. F. Sansom, J. Appl. Polym. Sci., 14, 1799 (1970).
- (30) P. Dunn and G. F. Sansom, J. Appl. Polym. Sci., 13, 1657 (1969).
- (31) H. Kakinoki, O. Sumita, C. S. Cho and F. Higashi, J. Polym. Sci. Polym. Lett. Ed., 14, 407 (1976).
- (32) F. Higashi, C. S. Cho, H. Kakinoki and O. Sumita, J. Polym. Sci. Polym. Chem. Ed., 15, 2303 (1977).
- (33) O. Sumita, A. Fukuda and E. Kuze, J. Polym. Sci. Polym. Phys. Ed., 16, 1801 (1978).
- (34) O. Sumita, A. Fukuda and E. Kuze, J. Appl. Polym. Sci., 23, 2279 (1979).
- (35) F. Higashi, C. S. Cho, H. Kakinoki and O. Sumita, J. Polym. Sci. Polym. Chem. Ed., 17, 313 (1979).
- (36) R. J. Angelo and E. I. DuPont DeNemours & Co., U. S. Patent, No. 3,073,785 (1959).
- (37) R. J. Angelo, Private Communication.
- (38) L. T. Taylor, V. C. Carver, T. A. Furtusch and A. K. St. Clair, ACS Symp. Ser., 121, 71 (1980).

- (39) M. N. Sarboluki, NASA Tech. Brief, 3(2), item 36, Oct., 1978.
- (40) A. K. St. Clair, V. C. Carver, L. T. Taylor and T. A. Furtsch, J. Amer. Chem. Soc., 102, 876 (1980).
- (41) L. T. Taylor, V. C. Carver, T. A. Furtsch and A. K. St. Clair, PREPRINTS, Org. Coat. and Plas. Chem., 43, 635 (1980).
- (42) N. S. Lidorenko, L. G. Gindin, B. N. Yegorov, V. I. Kondratenkov, I. Y. Ravich and T. N. Toroptseva, AN SSSR, Doklady, 187, 581 (1969).
- (43) A. L. Endrey and E. I. DuPont DeNemours & Co., U. S. Patent, No. 3,073,784 (1963).
- (44) R. E. Frazer, NASA Tech Brief, 4(1), item 101, Aug., 1979.
- (45) S. M. Aharoni and A. J. Signorelli, J. Appl. Polym. Sci., 23, 2653 (1979).
- (46) N. Hojo, H. Shirai and S. Hayashi, J. Polym. Sci. Symp. No. 47, 299 (1974).
- (47) O. Sumita, A. Fukuda and E. Kuze, J. Polym. Sci. Polym. Phys. Ed., 18, 877 (1980).
- (48) M. J. Hannon and K. F. Wissbrun, J. Polym. Sci. Polym. Phys. Ed., 13, 113 (1975).
- (49) R. E. Wetton, D. B. James and W. Whiting, J. Polym. Sci. Polym. Lett. Ed., 14, 577 (1976).
- (50) J. Moacanin and E. F. Cuddihy, J. Polym. Sci., C14, 313 (1966).
- (51) A. A. Blumberg and J. Wyatt, Polym. Lett., 4, 653 (1966).
- (52) A. A. Blumberg, S. S. Pollack and C. A. J. Hoeve, J. Polym. Sci., A2, 2499 (1964).
- (53) R. Iwamoto, Y. Saito, H. Ishihara and H. Tadokoro, J. Polym. Sci. Part A-2, 6, 1509 (1968).
- (54) M. Yokoyama, H. Ishihara, R. Iwamoto and H. Tadokoro, Macromolecules, 2, 184 (1969).
- (55) K. F. Wissbrun and M. J. Hannon, J. Polym. Sci. Polym. Phys. Ed., 13, 223 (1975).

- (56) R. H. Baughman, S. L. Hsu, L. R. Anderson, G. P. Pez and A. J. Signorelli, "Molecular Metals", NATO Conference Series, W. E. Hatfield, Ed., Plenum Press, New York, 1979, pp. 187.
- (57) S. C. Gau, J. Milliken, A. Pron, A. G. MacDiarmid and A. J. Heeger, J. C. S. Chem. Comm., 662 (1979).
- (58) A. G. MacDiarmid and A. J. Heeger, "Molecular Metals", NATO Conference Series, W. E. Hatfield, Ed., Plenum Press, New York, 1979.
- (59) T. C. Clarke, R. H. Geiss, W. D. Gill, P. M. Grant, H. Morawitz, G. B. Street and D. E. Sayers, Synthetic Metals, 1, 21 (1979/80).
- (60) C. K. Chiang, M. A. Druy, S. C. Gau, A. J. Heeger, E. J. Louis, A. G. MacDiarmid, Y. W. Park and H. Shirakawa, J. Amer. Chem. Soc., 100, 1013 (1978).
- (61) C. K. Chiang, S. C. Gau, C. R. Fincher, Y. W. Park, A. G. MacDiarmid and A. J. Heeger, Appl. Phys. Lett., 33, 18 (1978).
- (62) T. C. Clarke, R. H. Geiss, J. F. Kwak and G. B. Street, J. C. S. Chem. Comm., 489 (1978).
- (63) D. M. Ivory, G. G. Miller, J. M. Sowa, L. W. Shacklette, R. R. Chance and R. H. Baughman, J. Chem. Phys., 71, 1506 (1979).
- (64) R. H. Baughman, D. M. Ivory, G. G. Miller, L. W. Shacklette and R. R. Chance, PREPRINTS, Org. Coat. and Plas. Chem., 41, 139 (1979).
- (65) L. W. Shacklette, R. R. Chance, D. M. Ivory, G. G. Miller and R. H. Baughman, Synthetic Metals, 1, 307 (1979/80).
- (66) N. I. Egorenkov, D. G. Lin and V. A. Bely, J. Polym. Sci. Polym. Chem. Ed., 13, 1493 (1975).
- (67) F. Galembeck, C. C. Ghizoni, C. N. Inpe, C. A. Ribeiro, H. Vargas and L. C. M. Miranda, J. Appl. Polym. Sci., 25, 1427 (1980).
- (68) J. C. W. Chien and J. K. Y. Kiang, Macromolecules, 13, 280 (1980).

- (69) C. G. Francis and P. L. Timms, J. Chem. Soc. Chem. Commun., 466 (1977).
- (70) C. G. Francis, H. Huber and G. A. Ozin, J. Amer. Chem. Soc., 101, 6250 (1979).